

CRYSTAL

13 ft.

PREMIUM WOOL FINISH CARPET

CRYSTAL SPECIFICATIONS

Carpet Type	Cut Pile (Hight Density Carpet)
Yarn Type	100% Solution Dyed Polypropylene Yarn
Carpet Weight	1750 g/m2
Primary Backing	100% Polypropylene Woven fabric
Secondary Backing	100% Poly. Non-Woven Felt Backing
Tufting Gauge	1/10"
Carpet Thickness	10mm +/- 5%
Width	4m - 13ft



Expected Life



M.R.P 110/-Sqft

PLASTIC BACKING



SOFT CUSHION BACKING



CRYSTAL - WELCOME RED



CRYSTAL - RUBY MAROON



CRYSTAL - ALMOND BROWN



CRYSTAL - COFFEE BROWN

CRYSTAL

PREMIUM WOOL FINISH CARPET




CRYSTAL - IVORY BEIGE




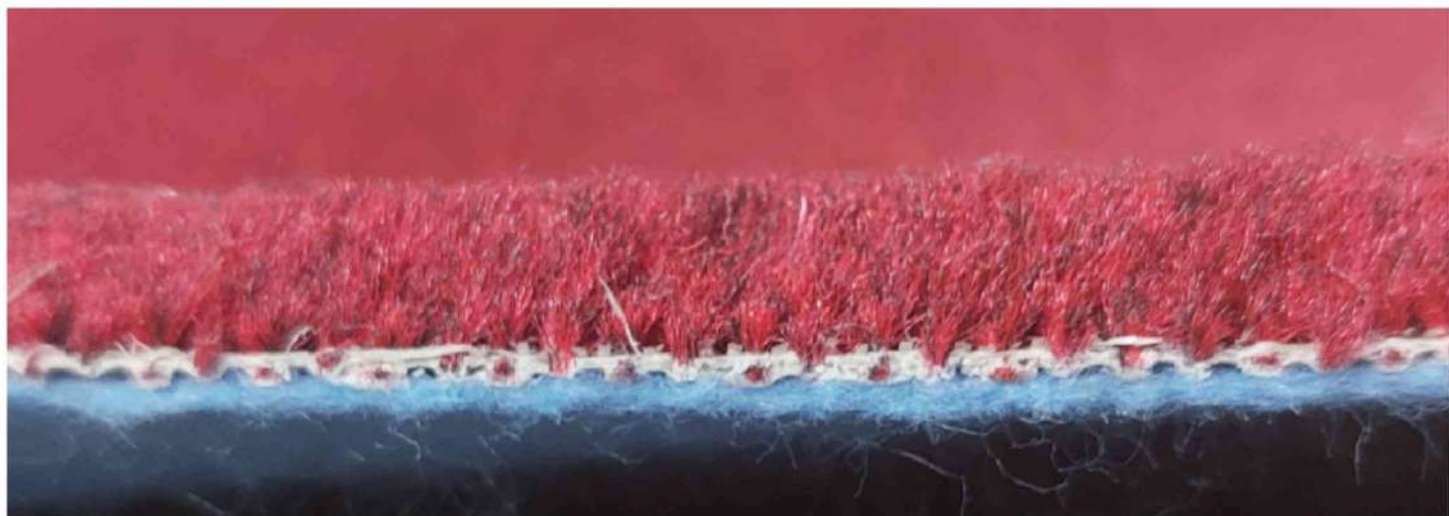
CRYSTAL - ROYAL BLUE





CRYSTAL - MOON GREY




CRYSTAL - STONE GREY





CRYSTAL - RUBY MAROON



CRYSTAL - WELCOME RED




CRYSTAL - MOON GREY




CRYSTAL - STONE GREY



CRYSTAL - ROYAL BLUE




CRYSTAL -SAGE GREEN



CRYSTAL - IVORY BEIGE



CRYSTAL - ALMOND BROWN



CRYSTAL - COFFEE BROWN

**Wearability**

Designed and engineered for the end use performance and backed by the limited specific warranties as listed by the grading.

**Fire Rating**

Superior fire rating due to exclusive product engineering and specialized backing.

**Protection**

This Carpet will resist most oil and water based stains due to its low moisture absorption

**Colour Fastness**

Solution dyed colour yarns resists years of sunlight and professional cleaning better than ordinary carpet fibres because the colour goes right to the base of the tuft and the core of the fibre.

**Best Value**

RJM is happy to offer a choice of graphics and plain color Tufted carpets and exciting range of flat and structured needle punch carpets.

**Cleaning**

An upright beater type vacuum cleaner will effectively maintain these carpets. Prompt attention to spills is essential to prevent staining. Use of protective mats at entrances and protective chair pads under office chairs with roller castors are strongly recommended for a longer and better performance of the carpet.

**Shades**

Due to limitations of dye technologies colours may be slightly vary from batch to batch. Make sure to use carpet rolls of the same production batch in the same area.

Note:

- Regular Maintenance is required i.e. Daily brushing, Vacuum cleaning, Weekly spot removal and half yearly dry shampoo etc.
- Shading/ Pile reversal is inherent characteristic of all cut pile carpets and does not constitute of manufacturing defects.
- Due to dry lot variations actual merchandise not guaranteed to colour match these samples.
- Walk off mats are recommended at building entry ways to reduce soiling
- Suitable underlay and chair pads are recommended to preserve appearance retention, avoid premature or accelerated wear.